

ASTROLOGY OF TWINS- A STUDY USING VEDIC DIVISIONAL OR HARMONIC CHARTS

BY RAMYA KRISHNAMURTHY

INTRODUCTION

Since time immemorial, the validity of astrology has been questioned by many including the great Cicero. In Cicero's famous "*De Divinatione*", he gives many reasons to doubt astrology. He writes - Astrology has no place in cases where the senses "are sufficient in themselves and require no aid from divination", which include science, art, philosophy and politics. [1]. One of the main arguments he presents against astrology is the lack of a sound explanation for twins. He says on time twins "the fact that men who were born at the very same instant, are unlike in character, career, and in destiny, makes it very clear that the time of birth has nothing to do in determining man's course in life". Ptolemy refuted many of the assertions made by Cicero in his work *De Divinatione*, and provided a strong case in favor of astrology, but did not specifically address the conundrum of twins. Which then begs the question what are the tools astrology can use to explain twin births. This has become more of a problem in today's world where twins are often born by cesarean birth mere minutes or even seconds apart essentially giving them identical natal charts.

In the case of twins who have similar characteristics, and lead similar lives, the case is assumed fairly straightforward. The charts being the same, their lives and events are presumed to follow the same path. Many examples abound for this. Some famous ones are the Jim twins, Anne and Elizabeth, Bridget and Dorothy. [2] In popular culture the Olsen twins have led largely similar lives, even if some finer details might be different. However, there are many cases where the twins. However, when twins are born a few minutes to even thirty minutes apart (especially in the case of natural childbirth), the angles of the chart may have changed, the moon sign may differ, ascendant may differ thereby accounting for the differences.

Some excellent methodologies are explored in "The Astrology Podcast Ep. 167: The Problem of Twins in Natal Astrology" [3].

PURPOSE OF THE RESEARCH

The purpose of this research is not to explore the easier astrological explanations for twins, but the toughest cases where twins were born mere minutes or even seconds apart with the same chart and had very different outcomes in life – one is alive and one is dead, one is severely disabled and one is doing well, and so on. With cesarean births being much more common, the time difference between the birth of twins has become miniscule. This poses challenges to the astrologer who wishes to debunk the myth that astrology cannot satisfactorily explain the birth of twins. The purpose of this research is to try solving the issue of twin studies by using divisional

charts in vedic astrology. Divisional charts are a staple of Vedic astrology techniques and have been used by Vedic astrologers to glean a deeper insight into different aspects of life. To construct a divisional chart, the chart is divided by a set number and the segments overlaid on top of each other.

LITERATURE REVIEW

My review of existing research materials regarding twins, yielded some articles and podcasts, mentioned in this paper with citations. Preliminary research by Marc Boney [Mentorship program], Ronnie Dryer [5] indicates different divisional charts can be used for identifying the differences between twins. However, this study differs from previous studies in that it specifically focuses on the use of the D9 or Navamsha,

Also refer to “The Astrology Podcast Ep. 167: The Problem of Twins in Natal Astrology” [3] for a discussion on various methodologies used.

RESEARCH METHODOLOGY

For the purposes of this research, divisional chart (also known as D9 or Navamsha chart in vedic astrology) will be used to determine the differences in twins’ charts.

In Western astrology harmonic charts which are somewhat similar to divisional charts are used to show at a quick glance a deeper dive into which planets share similar aspects. But for this research the Divisional charts used in Vedic astrology are utilized.

In Indian astrology, the following example is often quoted to describe the purpose of divisional (harmonic) charts. If the D1 (natal) chart represents the entire building, then each divisional chart represents a floor in the building. So even though the building may look the same from outside, when you start looking at each floor, the difference between charts may become obvious. Each ‘floor’ allows you to focus on each aspect of the person’s life in greater detail. For example – D2 chart represents wealth, D10 represents career, D9 represents the dharma/ spouse, D60 the soul’s purpose and so on. In the case of twins, it can be likened to the example of two identical gemstones. When examined with the naked eye both appear to be identical, but when peered at under a microscope the finer differences emerge. So also, with the divisional (or harmonic) charts which place the charts under a microscope to observe the minute differences between two similar charts.

Data Collection

Twin birth chart data has been collected from Astro databank, and also solicited via an appeal made on youtube [6]. Qualitative research has been performed on the charts where the twins have lived varied lifestyles or have very different personalities with time of birth being within a

few minutes of each other. The case studies collected on the topic have been analyzed in a systematic way to find patterns in the D9 chart that explains the differences in their lives.

The charts have been drawn up using the Vedic system – Chitrapaksha Ayanamsha, whole signs, traditional rulership. The rules applied to the charts are per the Brihat Parashara Hora Shastra.

An Explanation of Divisional Charts in Vedic astrology:

To understand this study, it is important to have a basic idea of divisional charts and also how the sidereal natal chart is arranged. The definition of divisional charts, their calculations and characteristics are defined in the treatise “Brihat Parashara Hora Shastra” (BHPS), which is considered to be the most comprehensive text on Vedic astrology. The English version can be found here [7].

Based on the BHPS, the divisional charts and their areas of influence are in the table below.

Table 1 – Divisional Charts and their significations [8]

Varga	Divisor	Chart	Area of Influence
Rasi	1	D-1	Body, Physical Matters and all General Matters
Hora	2	D-2	Wealth, Family
Drekkana	3	D-3	Siblings, Nature
Chaturthamsa	4	D-4	Fortune and Property
Saptamsa	7	D-7	Children/Progeny, Grandchildren
Navamsha	9	D-9	Spouse, Dharma and Relationships
Dasamsa	10	D-10	Actions in Society, Profession, Awards & Honors in Career
Dvadasamsa	12	D-12	Parents (Paternal and Maternal Legacies)

Shodasamsa	16	D-16	Vehicles, Travelling and Comforts
Vimsamsa	20	D-20	Spiritual Pursuits
ChaturVimsamsa	24	D-24	Education, Learning and Knowledge (Academic Achievements)
SaptaVimsamsa	27	D-27	Strengths and Weakness
Trimsamsa	30	D-30	Evils, Misfortune
KhaVedamsa	40	D-40	For auspicious and inauspicious effects in horoscope
AkshaVedamsa	45	D-45	For all general indications (character and conduct of the native)
Shastiamsa	60	D-60	For all general indications (Past birth or Karma of the native)

Based on the divisional charts available a study can be made of each one in reference to twins. This would necessitate the study of sixteen charts per twin which would be an onerous task. Instead, the divisional charts which provide a more holistic picture of the person have been analyzed. The two charts that were taken into consideration apart from the D1 or birth chart are the D9 and the D60 chart. As you can see the D9 chart delves deeper into the dharma (duty) of the person in this lifetime and the D60 chart explores the general indications or karma of the native. So, these were narrowed down as appropriate charts for differentiating between twins. In the case of the D60 chart, the ascendant will change every 2 minutes. This makes it very difficult to trust, due to non-availability of very accurate birth times. So for this study only D9 Divisional Chart will be used.

Overview of General Vedic Chart Interpretation

Here are some simple rules and instructions on how to read a Vedic chart as given in Table 1. This will help in understanding the case studies presented below. Please remember these are the basic guidelines and do not cover the entire depth of Vedic astrology readings.

Figure 1 – The South Indian style Vedic chart with instructions on how to read it and significations of the houses in brief.

Pisces Jupiter 9	Aries Mars 10	Taurus Venus 11	Gemini Mercury 12
Aquarius Saturn 8	In this type of chart, the Signs stay in the same location, the house numbers are indicated with the Ascendant starting at 1. In this example, the Ascendant is in Cancer. So the numbering of houses starts from there. Meaning of Houses: 1 st – Self, Body, 2 nd – Wealth, Family, 3 rd – Siblings, Communication, 4 th – Home, Mother Vehicles, 5 th – Children, speculation, 6 th – Health, Litigation, Enemies, 7 th – Spouse, 8 th – Death, Accidents 9 th – Fortune, religion, 10 th – Career, Honors, father, 11 th – Gains, 12 th - Losses		Cancer Moon 1
Capricorn Saturn 7			Leo Sun 2
Sagittarius Jupiter 6	Scorpio Mars 5	Libra Venus 4	Virgo Mercury 3

Table 2 – Basic Instructions on how to interpret a Vedic chart. To be used while reading the case studies presented below.

Key differences in a Vedic Chart:

1. Whole house system
2. Sidereal Zodiac (~23 degree difference with Tropical)
3. Ancient Rulers for Scorpio and Pisces.
4. No Uranus, Neptune, Pluto
5. Aspects
 - a) All planets have Conjunctions & Oppositions
 - b) Jupiter – Aspects 5th and 9th houses
 - c) Mars – Aspects 4th and 8th houses
 - d) Saturn – Aspects 3rd and 10th houses
6. North Node (Rahu) and South Node (Ketu) are considered shadow planets and take on the effects of the planets they are associated with.

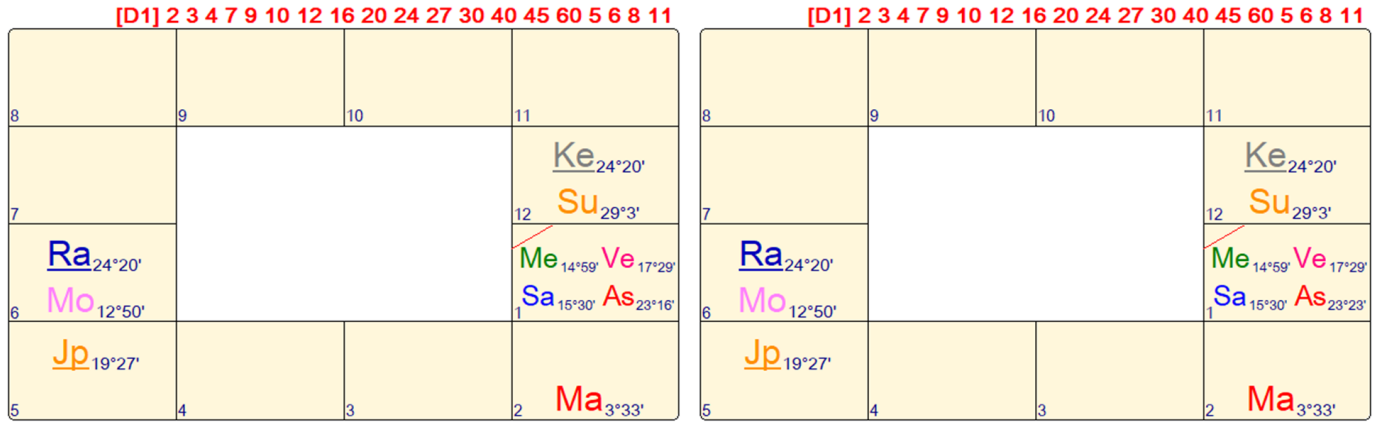
Basic rules for reading a Vedic Chart:

1. Analyze positions & strengths of planets
 - a) House ownership – do the planets rule “good” houses – e.g. trines and quadrants?
 - b) Location in chart – Is the planet located in a “good” house?
 - c) Exchanges (mutual reception) strengthen the planets involved.
 - d) Condition – Exaltation, Own House, Friends house, Enemy, Debilitation Etc.
2. Check Aspects the planet makes with other planets
3. Check the Dasa (planetary period) that the person is running. The planetary period will trigger the planet – producing the results per 1 & 2 listed above.
4. Transits, Special tools (ashtakavarga, shadbala)

TWIN CASE STUDIES

Case Study 1 – Identical Twins Boys with different personality

These twins were born with a 30 second time difference (very accurately recorded, down to the second). The natives are too young to show differences in life paths, but their characteristics and personalities are entirely different.

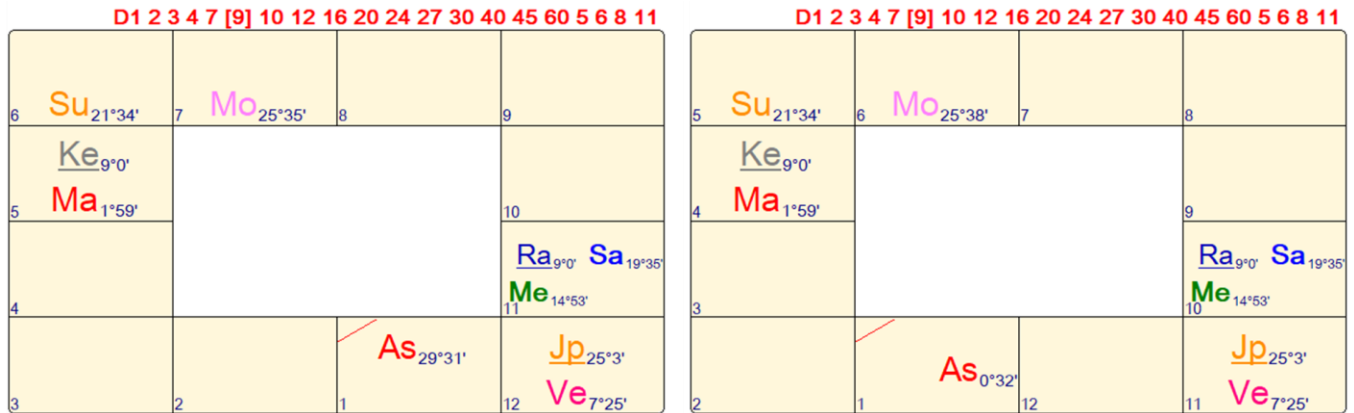


Natal Chart - Twin 1: 8/15/2008, 8:03:15, Framingham MA

Natal Chart - Twin 2: 8/15/2008, 8:03:50, Framingham MA

Figure 2 – Identical Twins with different personalities. Their natal chart with minute differences in the Ascendant degree.

Natal Chart Analysis: The natal or D1 chart for both the boys is identical and gives us a Leo Ascendant with the ascendant ruler, Sun in the 12th house, with the lunar nodes. So it is difficult to observe the difference in the Natal Chart. Since the personalities are being assessed for this experiment, we are going to focus on the ascendant and the placement of the ascendant ruler in the D9 charts for both twins.



D9 Chart - Twin 1: 8/15/2008, 8:03:15, Framingham MA

D9 Chart - Twin 2: 8/15/2008, 8:03:50, Framingham MA

Figure 3 – Identical Twins with different personalities. Their D9 chart with different Ascendants.

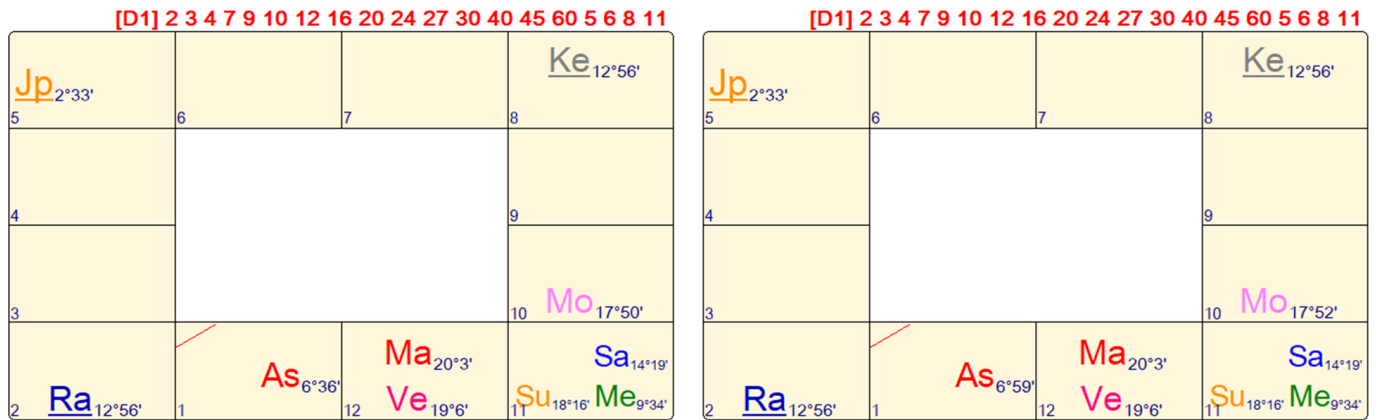
D9 Chart Analysis: Twin 1 has a Libra ascendant with the ruler of the ascendant, Venus in the 12th house, influenced by Jupiter, and the Sun. This boy’s ascendant has benefic influences and with Venus as the ruler is easy going, indulgent and loves to be relaxed at all times. Rarely ruffled, he has a *laisse faire* attitude to life and enjoys life to the fullest. He has a good social circle and flourishes in after school activities.

Twin 2 has a Scorpio Ascendant with Mars as the ruler, posited in the fourth house influenced by Saturn, Mercury, Rahu (North Node) and Ketu (South Node). The boy has a very analytical mind, is driven and highly focused on his goals. He is research oriented and will analyze anything to a very detailed degree (Rahu and Ketu are often seen as signifiers of research). He is reserved in his communications and also social interactions.

From the analysis of the D9 chart ascendants alone, we can see the differences in their personalities emerge clearly.

Case Study 2 – One Autistic and one typical twin

These twins were born within a 2-minute difference by cesarean section – birth data obtained by written record. The older one is a girl and is typical, while the younger one, a boy is severely autistic. Their personalities could not be more different. The girl is cheerful, social and of average or above average intelligence with an interest in art and music. The autistic boy is verbal to a small degree and needs a lot of help with his day-to-day activities. He is always in and out of hospitals several times a week due to his atypical behavior resulting in many accidents. Natal

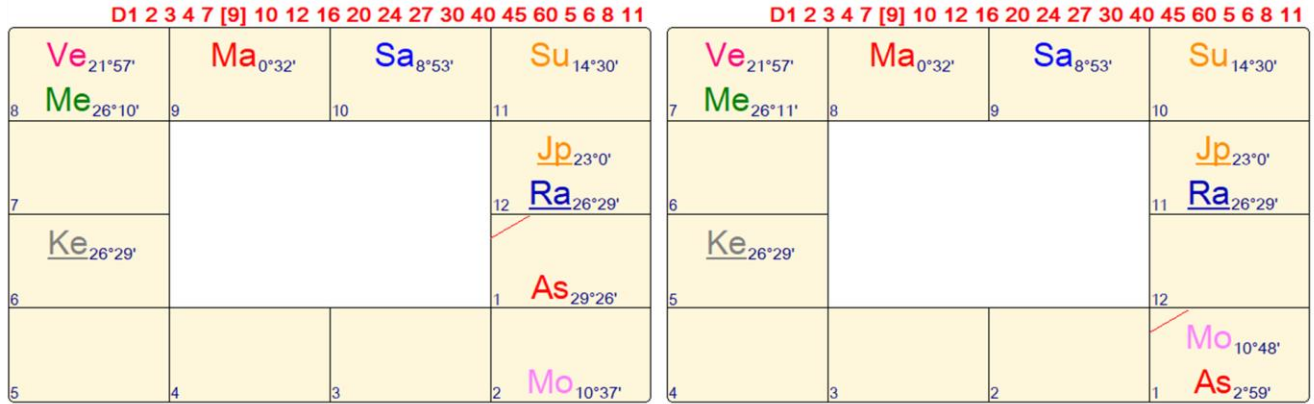


Natal Chart- Twin 1: Typical Twin, 10/5/2010, 11:00:00 AM, Boston MA

Natal Chart- Twin 2: Autistic Twin, 10/5/2010, 11:02:00 AM, Boston MA

Figure 4 –Twins - one autistic and one typical. Their natal chart with minute differences in the Ascendant degree.

Natal Chart Analysis: The Natal chart for both twins show a Scorpio ascendant with the ruler Mars in the 12th house of hospitals, solitude, confinement with a very strong Venus in its own house as the ruler of the 12th house. While this may give us some clues, we can analyze the D9 charts to see the differences.



D9 Chart- Twin 1: Typical Twin, 10/5/2010, 11:00:00 AM, Boston MA

D9 Chart - Twin 2: Autistic Twin, 10/5/2010, 11:02:00 AM, Boston MA

Figure 5 –Twins - one autistic and one typical. Their D9 chart with different Ascendants.

D9 Chart Analysis: From a comparison of the two D9 charts, we can see the typical twin has a Leo Ascendant with the ruler, Sun in the 11th house. The interesting feature to note here is her third house and its ruler. The third house denotes the sibling and her autistic twin has been a huge responsibility for her, growing up. The third house is afflicted by the natural malefic Mars, and the ruler of the third house is Venus which goes into the dushtana (inauspicious) 8th house of sudden illness and anxiety among other bad results. The Venus is additionally aspected by the Moon, which as the lord of the 12th house rules long term illnesses, confinement etc. So, the indicators for siblings are afflicted in her chart. This also shows the nature of the caring that she has been called upon to provide for her brother at a young age.

In the D9 chart of the autistic twin, its harder to formulate a theory since Vedic astrology does not provide guidelines for autism in the text BHPS. Autism in Vedic astrology is an entirely separate research topic. We can however formulate an idea around the impaired communication of the twin, by looking at his afflicted 2nd house. There is a very strong Mars in the 8th casting a malefic glance on the 2nd house of communication. Rahu (north node), known to be the outcast/rebel is aspecting both Venus (ruler of the 2nd house of communications) and Mercury (natural signifier of communications and mental activity).

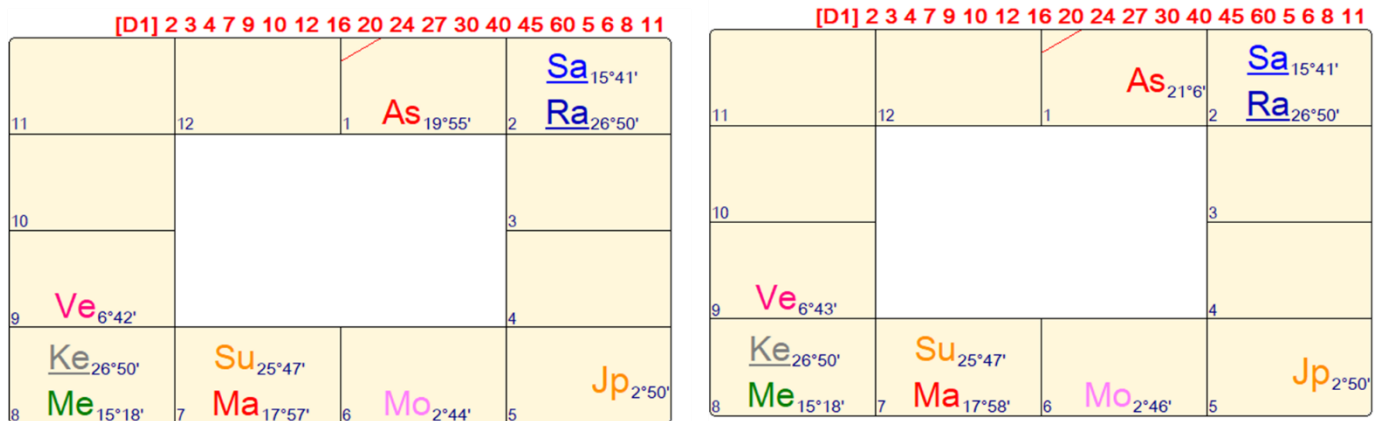
In both these charts we can see some preliminary indications, which we can then follow up with a deeper look into other related divisional charts to glean more information.

Case Study 3 – Identical twin, one murdered and one famous twin

This is a curious case of twin sisters where we are not examining the nature or personalities of the twins, but rather we are looking at the different lives the twins led, and how astrology may explain the extreme disparity.

Valerie Percy was murdered in a still unsolved knife attack on Chicago's North Shore in 1966 as their father was running for the U.S. Senate. On 9/18/1966, 5:15 AM, Kenilworth, IL, she was stabbed and bludgeoned to death by a stranger as she slept in her room at home. The crime shocked the nation, the stranger was never found. She was a twin, one of five kids in the family. Her twin Sharon Percy Rockefeller, went on to live a fulfilling life, and in 2019 received a National Honor Medal from President Trump "for being a renowned champion of the arts, generous supporter of charity, and a pioneer of new ideas and approaches in the field of public policy."..

The disparity in their lives could not be starker. For this case study we will look at the D9 charts along with the Dasa system used in Vedic astrology to look into the planetary periods the girls were running at the time of death of the murdered twin. The birth data has been procured from Astro databank. [10] The murdered twin’s time of birth has been rectified by moving it up by 2 mins and 30 secs which shows a different ascendant in the D9 chart.



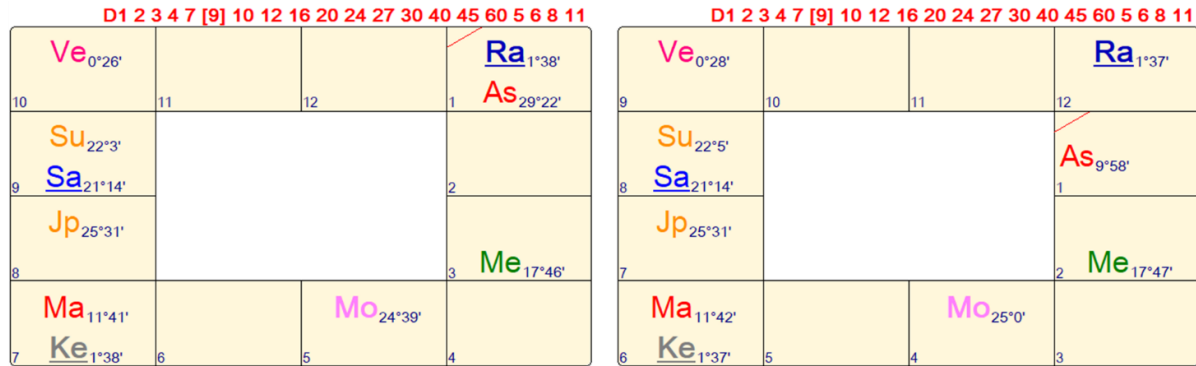
Natal Chart - Percy, Valerie Jeanne: Murdered Twin, 12/10/1944, 17:25 (rectified to 17:22:30), Oakland CA

Natal Chart - Percy, Sharon Lee: Living Twin, 12/10/1944, 17:27, Oakland CA

Figure 6 –Twins - one murdered and one famous. Their natal chart with minute differences in the Ascendant degree.

Natal Chart Analysis: At the time of Valerie’s death, both the twins were running the same planetary period of Jupiter, with a sub period also, of Jupiter. In the natal chart Jupiter is well placed in the fifth house of speculation, children, love affairs, pleasure, projects, etc. Jupiter rules the 8th and 11th houses, both related to money among other things. The fifth house is also a ‘lakshmi sthana’ house or a wealth giving house. So, it maybe fair to assume from the chart that

there maybe a focus on wealth in their lives at this time. Considering their father was running for senate, there must have been a heavy focus on fundraising in the family at the time, and perhaps the twins were involved with it. But to dig deeper into the death of one twin, let us look into the D9 charts for an explanation.



D9 Chart - Percy, Valerie Jeanne: Murdered Twin, 12/10/1944, 17:25 (rectified to 17:22:30), Oakland CA

D9 Chart - Percy, Sharon Lee: Living Twin, 12/10/1944, 17:27, Oakland CA

Figure 7 –Twins - one murdered and one famous. Their D9 chart with different Ascendants.

D9 Chart Analysis: By moving the birth time up by a mere 2 mins and 30 secs, the ascendant for both the sisters change. This is a reasonable assumption given the written times are usually off by a few minutes since the time is penned after the birth. In Valerie’s chart we can see Jupiter is posited in the 8th house of death and is severely malefically hemmed on both sides by all the malefic planets – Saturn, Sun, Mars, Ketu (South Node). In Sharon’s chart, the same Jupiter is in the 7th house of relationships. It is also hemmed malefically in the same way as Valerie’s chart, but the meaning of the house changes things. It may not be unreasonable to assume she might have felt the same Jupiter period in a different area of her life – maybe a romantic relationship gone south.

Also of note is the Jupiter in Sharon’s chart is aspecting the third house of siblings (in addition to others). Valerie’s Jupiter aspects the 12th house, which can also signify death. Jupiter is classified as a ‘maraka’ or ‘death giver’ in Valerie’s chart, but it is not classified as such in Sharon’s chart given the difference in rulership of the houses per BHPS. This is a clear example of how the dasa (planetary system) can work with the D9 chart to provide insight into disparate events in twins lives.

Conclusion

The difficulties in understanding the lives of twins can be clearly illustrated with these three main categories – different personalities, different life experiences, different life events. It is apparent that the D9 chart can provide a starting point in identifying the differences between the twins. It can also be an effective tool for rectification of charts.

In the case the D9 does not provide sufficient information, it is possible to examine the other divisional charts to ascertain the differences and delve into it further. With the increase in caesarian sections and the timing of birth coming very close to each other, we will have to dig deeper into our astrology tool kit to glean meaningful information for twins. The D9 chart would be something to consider for the first line of defense.

References:

- [1] "Cicero's Arguments against Astrology." *Two Famous Attacks on Astrology*, <https://www.astrology-and-science.com/H-cice2.htm>
- [2] Segal, Nancy L. *Born Together--Reared Apart: The Landmark Minnesota Twin Study*. Harvard University Press, 2012.
- [3] "The Problem of Twins in Natal Astrology." *The Astrology Podcast*, 7 Nov. 2021, <https://theastrologypodcast.com/transcripts/ep-167-transcript-the-problem-of-twins-in-natal-astrology/>
- [4] "Harmonic Chart." *Harmonic Chart - Astrodienst Astrowiki*, https://www.astro.com/astrowiki/en/Harmonic_Chart
- [5] "Astrology by Ronnie Gale Dreyer." *Astrology by Ronnie Gale Dreyer, New York City*, <https://www.ronniedreyer.com/>
- [6] Ryan Kurczak's Astrology Channel – Is The Astrology of Twins the Secret to Understanding Astrology?, YouTube, 3 Nov. 2017, <https://www.youtube.com/watch?v=JpYgQzzLQas>
- [7] Santhanam, R. "Chapter 6." *Brihat Parasara Hora Sastra of Maharshi Parasara*, I, Ranjan Publications, New Delhi, India, 1984, pp. 67–67.
- [8] "Varga." *Wikipedia*, 8 Sept. 2020, [https://en.wikipedia.org/wiki/Varga_\(astrology\)](https://en.wikipedia.org/wiki/Varga_(astrology))
- [9] Chuck Goudie, Barb Markoff. "Twin Sister of Valerie Percy, Unsolved North Shore Murder Victim, to Receive White House Award." *ABC7 Chicago*, WLS-TV, 18 Nov. 2019, <https://abc7chicago.com/national-medal-of-arts-sharon-percy-rockefeller-valerie/5703932/>
- [10] "Valerie Jeanne Percy." *Astro Dienst*, https://www.astro.com/astro-databank/Percy,_Valerie_Jeanne

CHART INFORMATION

Case Study 1

Natal Chart - Twin 1: 8/15/2008, 8:03:15, Framingham MA

Natal Chart - Twin 2: 8/15/2008, 8:03:50, Framingham MA

Case Study 2

Natal Chart- Twin 1: Typical Twin, 10/5/2010, 11:00:00 AM, Boston MA

Natal Chart- Twin 2: Autistic Twin, 10/5/2010, 11:02:00 AM, Boston MA

Case Study 3

Natal Chart - Percy, Valerie Jeanne: Murdered Twin, 12/10/1944, 17:25 (rectified to 17:22:30), Oakland CA

Natal Chart - Percy, Sharon Lee: Living Twin, 12/10/1944, 17:27, Oakland CA

ABOUT THE AUTHOR

Ramya is a practitioner of both Western and Indian (Vedic) astrology. She hails from a family of traditional Indian Vaidhyas (Ayurveda practitioners) and astrologers. She combines findings from both Western and Indian astrology to offer a complete perspective. She has served as the treasurer of the Boston Chapter and is currently serving as the Clerk for National NCGR as well as Vice President for the Boston Chapter. She has been active in national conferences as a volunteer and speaker.

